

Unit 7.



수영해요?

suyeong haeyo

Do you swim?

Unit 7.

R suyeong haeyo **E** Do you swim? **K** 수영해요?

Topic Do you swim?

Objective Students are able to ask what sports they do (like) and answer it.

Key Words

Romanisation	English	Korean
syueong	swimming	수영
chukgu	soccer	축구
keuriket	cricket	크리켓
nonggu	basketball	농구
seoping	surfing	서핑
windeu seoping	wind surfing	윈드서핑
reokbi	rugby	럭비
teniseu	tennis	테니스
haki	hockey	하키
netbol	netball	넷볼
golpeu	golf	골프
taegwondo	taegwondo	태권도
naksi	fishing	낚시
seuki	skiing	스키
dalligi	running	달리기
undong	sports	운동
museun	what	무슨
haeyo	to do	해요
joahaeyo	to like	좋아해요

Model Conversation 1

Romanisation	English	Korean
A: _____ haeyo	A: Do you (play) _____?	A: _____해요?
B: ne _____ haeyo/ aniyo an haeyo	B: Yes I (play) _____./ No, I don't.	B: 네, _____해요./ 아니요, 안 해요.
A: _____ joahaeyo	A: Do you like _____?	A: _____ 좋아해요?
B: ne _____ joahaeyo/ aniyo an joahaeyo	B: Yes I like _____./ No, I don't.	B: 네, _____ 좋아해요./ 아니요, 안 좋아해요.

Unit 7.

R suyeong haeyo **E** Do you swim? **K** 수영해요?

Model Conversation 2

Romanisation	English	Korean
A: museun undong haeyo	A: What sports do you do (play)?	A: 무슨 운동해요?
B: ____ hago ____ haeyo	B: I do (play) ____ and ____.	B: ____ 하고 ____ 해요.
A: museun undong joahaeyo	A: What sports do you do?	A: 무슨 운동 좋아해요?
B: ____ hago ____ joahaeyo	B: I play ____ and ____.	B: ____ 하고 ____ 좋아해요.

Processes/Activities/Strategies

• New vocabs

- Hand out the worksheet. Teacher will model the words.
- Ask for a volunteer to act out the sports, students will guess it.
- Hand out the worksheet (2_U7R1). Students will draw a picture next to the words .
Teacher can model simple stick figure drawing.

• Play swat

- Play Swat (whole class): Teacher calls out a word, students will swat the matching picture. Once students get used to it, ask for a student to be the caller.
- Play Swat (group): 4-5 students per team. Take turns to be the caller.

• Acting out game

- Have PPT on the smart board. Ask students to act out the sports. (2_U7E1)
- Ask for two volunteers (Student A and B). Student A stands in front of the smart board facing the class. This student is not allowed to see what's on the board. Student B will act out the sport on the smart board. If Student A gets the correct answer, get a new Student B. If Student A gets the wrong answer, get a new Student A.

• Making conversation

- Teacher will model the question in Model Conversation 1. Ask students to say it to 3 different students around them using the sports they have learned. Use different sports each time. e.g. suyeonghaeyo, yaguhaeyo, teniseuhaeyo
- Ask some students to share their conversation.
- Teacher will model the answer. ne, haeyo. (Yes, I do.) aniyo "AN" haeyo. (No, I "DON'T".)
- Pair up students and ask each other the conversation.
- Ask some pairs to present their conversation.

• Extension activities

- Let's write - Writing new vocabularies in Korean (2_U7E1)
- Let's find - Finding new vocabularies in Korean (2_U7E2)

Unit 7.

R suyeong haeyo **E** Do you swim? **K** 수영해요?

2_U7R1

Let's draw

suyeong		haki	
chukgu		netbol	
yagu		golpeu	
nonggu		taegwondo	
baegu		naksi	
takgu		seuki	
reokbi		dalligi	
teniseu		maltagi	

Unit 7.

R suyeong haeyo E Do you swim? K 수영해요?

2_U7E1

Let's write

수영 swimming	수영	수영	하키 hockey	하키	하키
축구 soccer	축구	축구	넛볼 netball	넛볼	넛볼
야구 baseball	야구	야구	골프 golf	골프	골프
농구 basketball	농구	농구	태권도 taegwondo	태권도	태권도
배구 volleyball	배구	배구	낚시 fishing	낚시	낚시
탁구 table tennis	탁구	탁구	스키 skiing	스키	스키
럭비 rugby	럭비	럭비	달리기 running	달리기	달리기
테니스 tennis	테니스	테니스	말타기 horse riding	말타기	말타기

Unit 7.

R suyeong haeyo E Do you swim? K 수영해요?

2_U7E2

Let's find

달	골	마	낙	시	기	력
고	프	달	리	기	야	추
귀	태	권	도	축	구	볼
탁	농	골	가	테	니	스
배	구	기	력	비	하	키
거	넷	볼	버	말	타	기
탁	보	네	수	영	거	구


수영, 축구, 야구, 농구, 럭비, 테니스, 하키,
넷볼, 골프, 태권도, 낙시, 스키, 달리기

Unit 7.

R suyeong haeyo E Do you swim? K 수영해요?

2_U7P1


undong 운동 / chwimi 취미



suyeong




chukgu



keuriket



nonggu



seoping



windeu
seoping



reokbi



teniseu



haki



netbol



golpeu




taegwondo



naksi



seuki



dalligi

Notes